

Piedmont Triad International Airport



FAR Part 150 Study

Public Information Meeting
13 September 2004



Piedmont Triad International Airport



**Next Public Information Meeting
6 December 2004**

Location to be Announced



Piedmont Triad International Airport



FAR Part 150 Study

Public Information Meeting
6 December 2004



Piedmont Triad International Airport



**Next Public Information Meeting
7 March 2005**

Location to be Announced



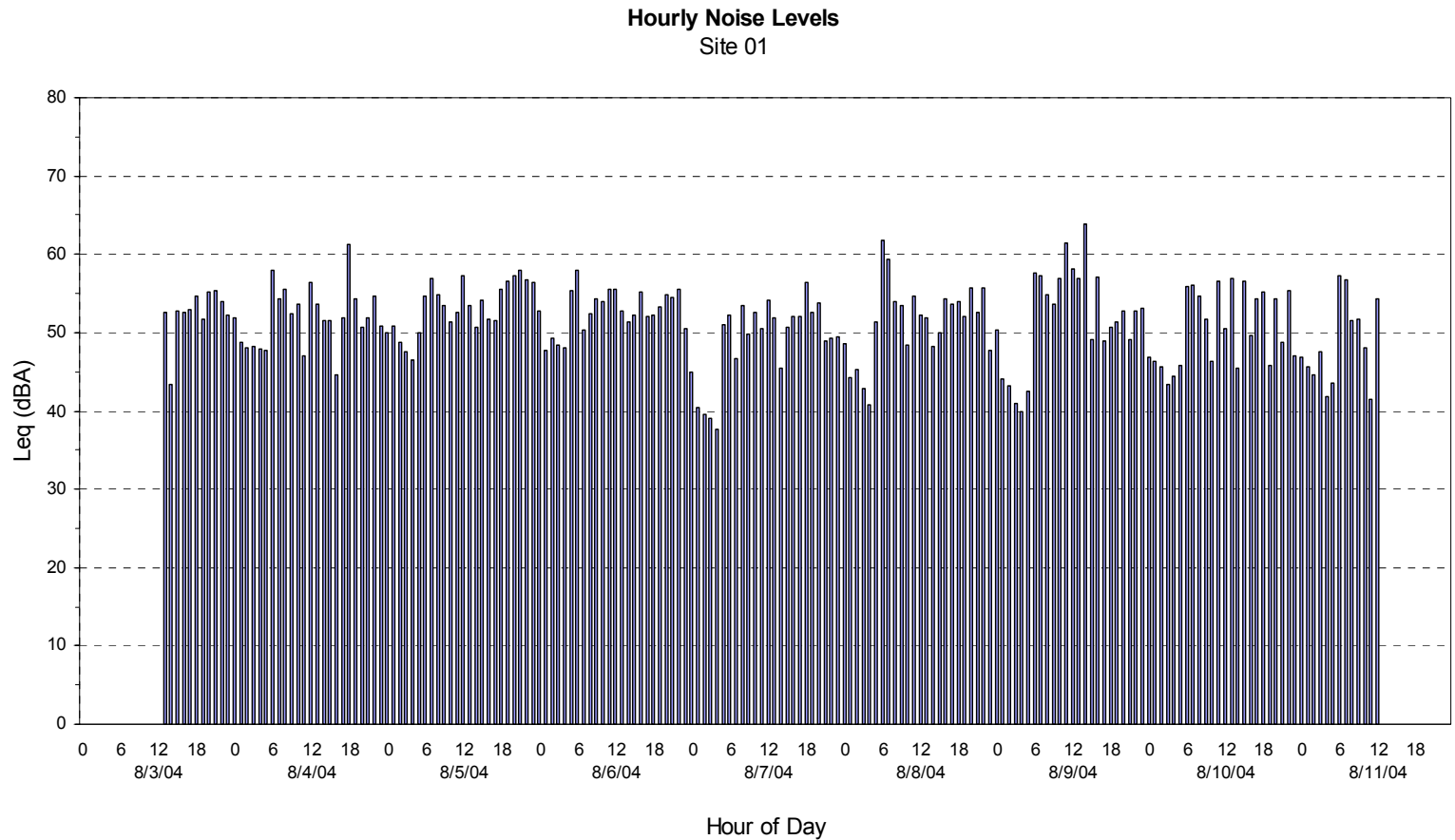
DNL SUMMARY

Day-Night Average Sound Level (DNL, dB)

Site	Address	Days Monitored	Day-Night Average Sound Level (DNL, dB)		
			Total	Aircraft	Community Noise Sources
1	4532 Walpole Road, High Point	8	59	58	52
2	8027 Thorndike Road, High Point	2	61	55	60
3	112 Arrow Road, Greensboro	2	67	52	67
4	6504 Lytham Court, Greensboro	4	63	50	62
5	3905 Sagamore Drive, Greensboro	8	56	49	56
6	2101 Fleming Road, Greensboro	8	65	64	57
7	4502 Laurel Run Drive, Greensboro	8	59	56	55
8	302 Grassy Meadow Court, Greensboro	2	56	49	55
9	709 Brigham Road, Greensboro	2	56	52	54
10	8201 Partridge Road, Colfax	8	61	48	60
11	4321 Oakton Court, High Point	8	58	56	55
12	3898 Fairstone Place, High Point	4	57	54	53
13	3732 Pemberton Way, High Point	4	60	46	60
14	321 South Bunker Hill Road, Colfax	2	62	50	62
15	4103 Brynwood Drive, Greensboro	3	61	43	61
16	3303 Timberwolf Avenue, High Point	2	58	54	56

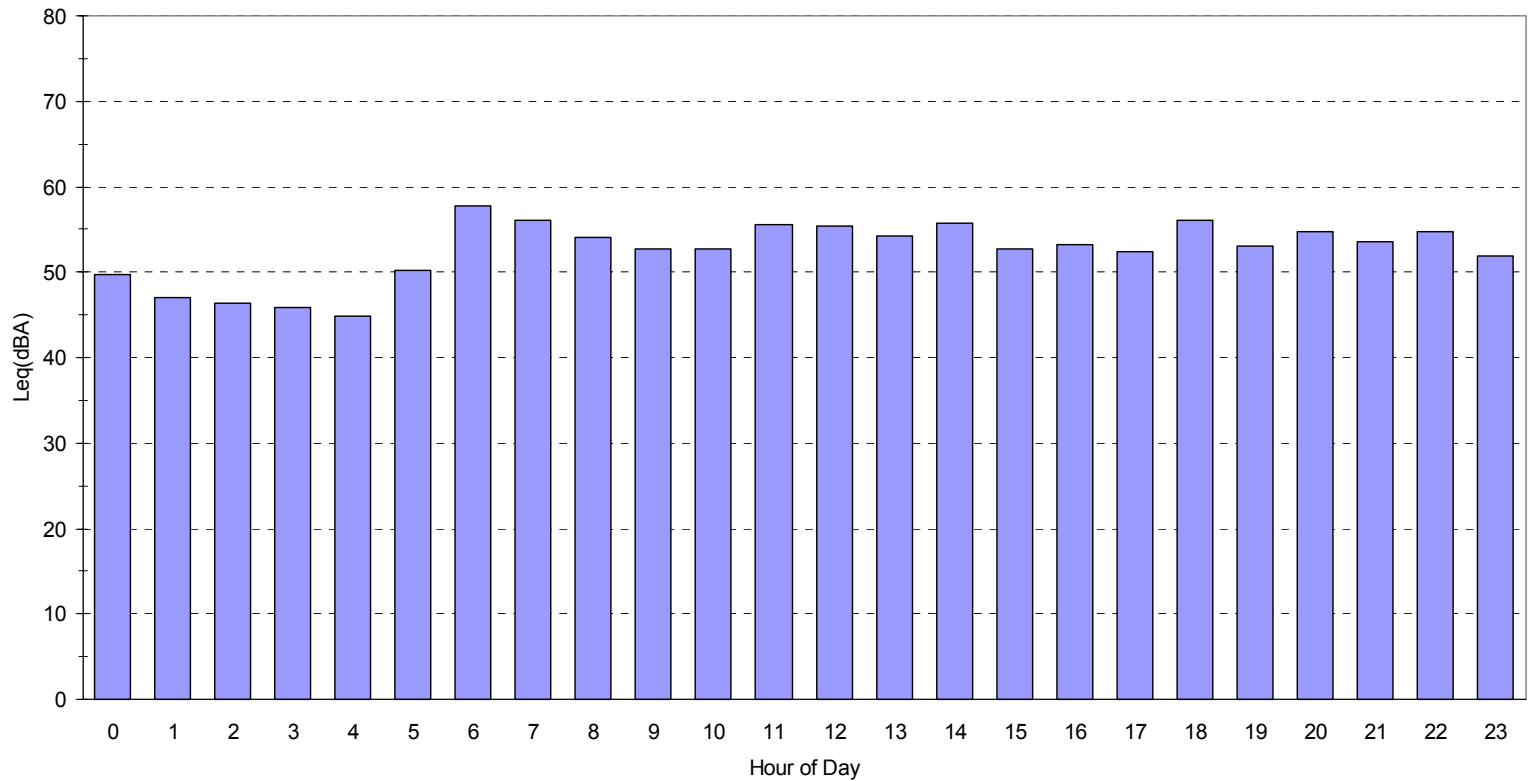


Site 1 – Hourly Noise Levels



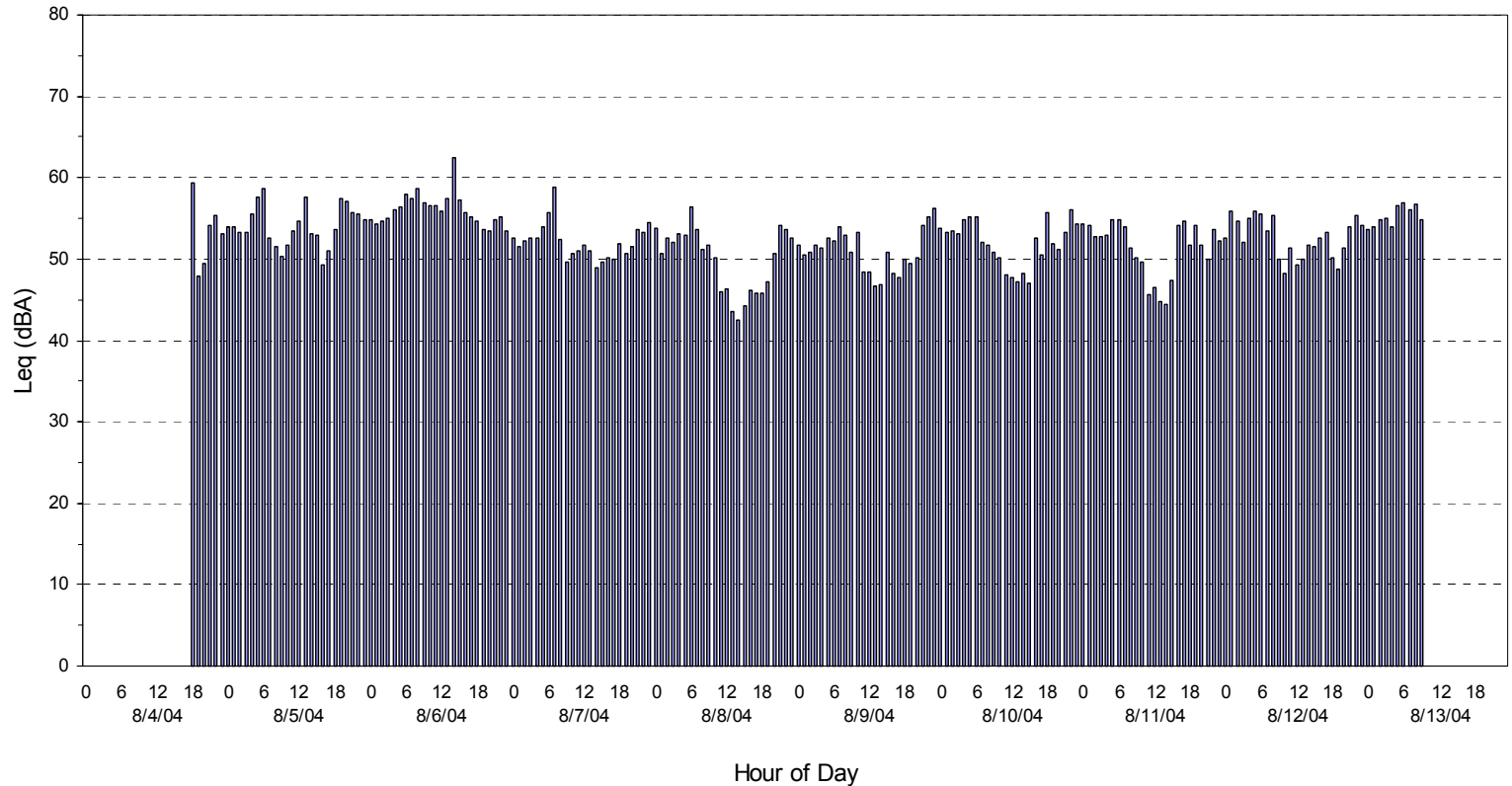
Site 1 – Average Noise Levels

Average Hourly Noise Levels
Site 01



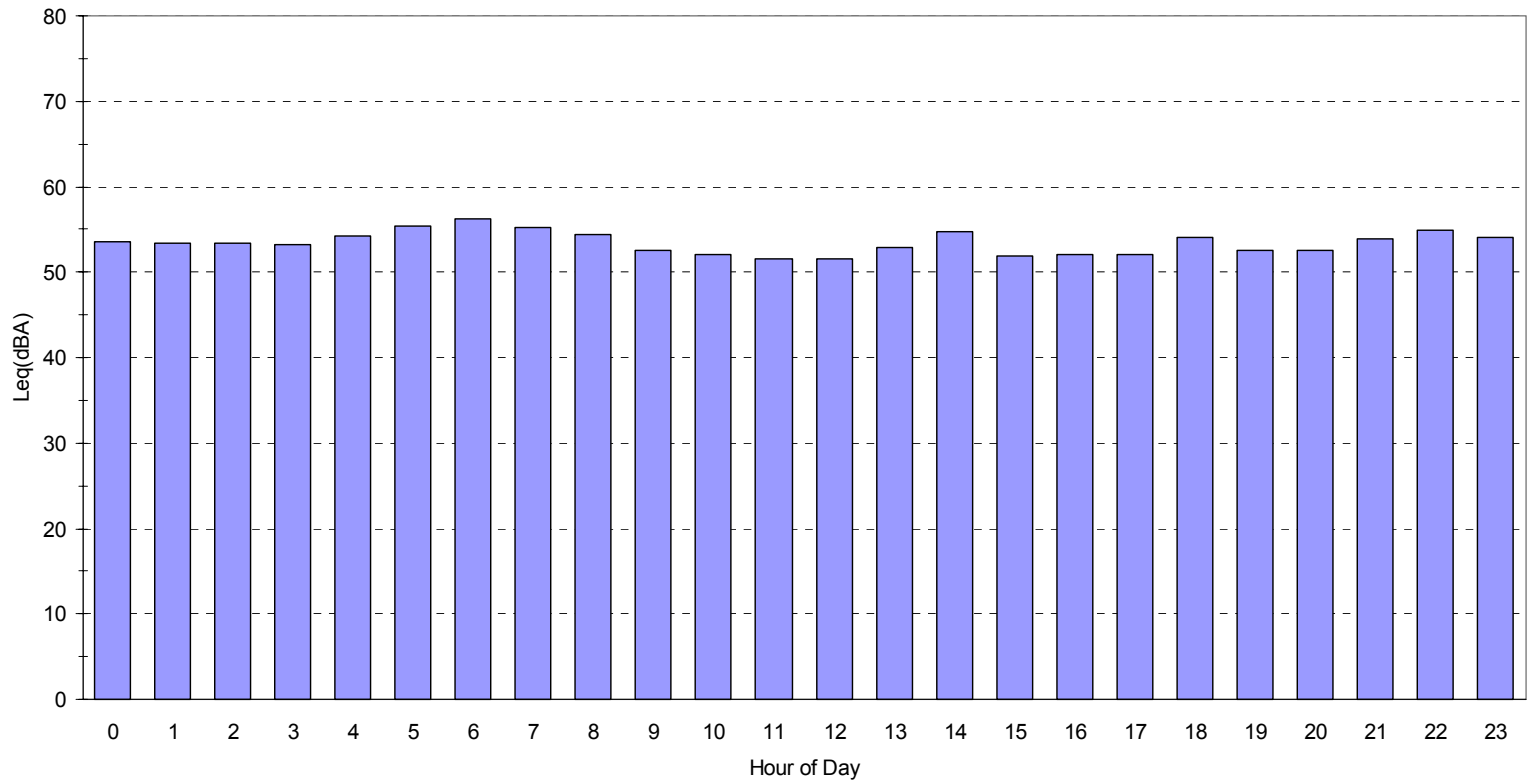
Site 10 – Hourly Noise Levels

Hourly Noise Levels
Site 10



Site 10 – Average Noise Levels

Average Hourly Noise Levels
Site 10



Runway Use 2006

Runway	Percent Runway Utilization			
	Departures		Arrivals	
	Day	Night	Day	Night
5	15%	15%	15%	15%
23	75%	75%	75%	75%
14	9%	9%	9%	9%
32	1%	1%	1%	1%
TOTAL	100%	100%	100%	100%



Runway Use 2011

Runway	Percent Runway Utilization			
	Departures		Arrivals	
	Day	Night	Day	Night
All Non-FedEx Aircraft				
5R	15%	5%	15%	5%
5L	0%	0%	0%	0%
23L	75%	95%	75%	95%
23R	0%	0%	0%	0%
14	9%	0%	9%	0%
32	1%	0%	1%	0%
TOTAL	100%	100%	100%	100%
FedEx Jets				
5R	0%	3.1%	0%	59.4%
5L	0%	1.9%	0%	35.6%
23L	0%	59.4%	0%	3.1%
23R	0%	35.6%	0%	1.9%
14	0%	0%	0%	0%
32	0%	0%	0%	0%
TOTAL	0%	100%	0%	100%
FedEx Props				
5R	0%	3.1%	0%	59.4%
5L	0%	1.9%	15%	35.6%
23L	0%	59.4%	0%	3.1%
23R	0%	35.6%	75%	1.9%
14	0%	0%	9%	0%
32	0%	0%	1%	0%
TOTAL	0%	100%	100%	100%

